



Pakistan Educational Academy
Summer Vacation Homework – KGI
Academic Year 2018-2019

عام
زاید



YEAR OF
ZAYED

Get ready for
Some



Name of Student: _____

Class: _____



Dear Parents,

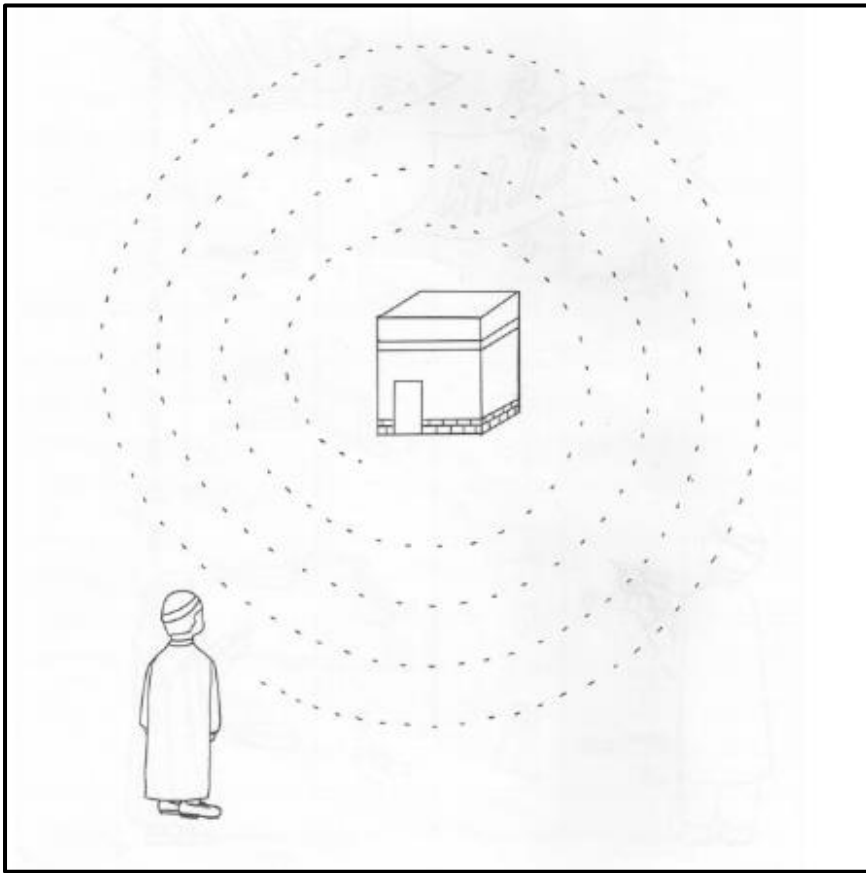
The long awaited summer vacation is here, when you will get an opportunity to spend quality time with your child. We have designed a booklet full of fun activities for your ward. Kindly guide your child to do these fun activities through the summer. The idea is to enhance the children's academic and life skills.

- ✿ Encourage your child to do these activities independently as much as possible.
- ✿ Help him/her develop the habit to read the sight words daily.
- ✿ The child may add his/her own creativity to make the fun sheets more interesting.
- ✿ Help your child make the project according to the instructions given in the booklet.
- ✿ Take pictures of your child, performing the fun activities and projects and attach with the booklet.

Kindly follow the instructions given with each activity to complete the fun filled summer assignment.

Thank you

Umar wants to go to the door of the Ka'bah. Help him to get there by tracing the circle to the Ka'bah.



Memorize the surah:

Surah Ikhlas

بِسْمِ اللَّهِ الرَّحْمَنِ الرَّحِيمِ


قُلْ هُوَ اللَّهُ أَحَدٌ ١

اللَّهُ الصَّمَدُ ٢


لَمْ يَكِدْ وَلَمْ يُولَدْ ٣


وَلَمْ يَكُنْ لَهُ كُفُوًا أَحَدٌ ٤


Draw different creations of Allah SWT and then colour the whole picture.





Shade the beginning sound of each picture.


	c
	m
	u

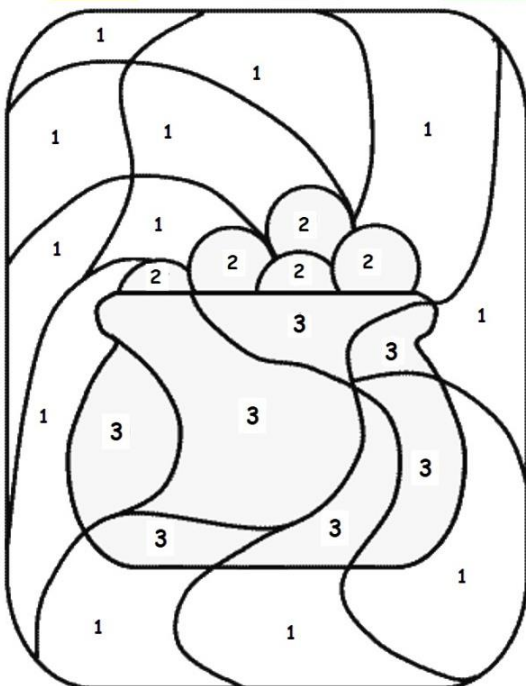
	s
	h
	t

	n
	a
	r

	f
	c
	d

	e
	a
	b

	a
	b
	x



Color the picture according to the color codes:

2 – yellow


3 – black

1 – green



Find & Color Beginning Sounds



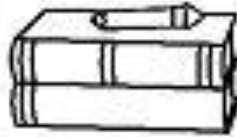

Directions: Color the words that start with the letter in each box.



a




b



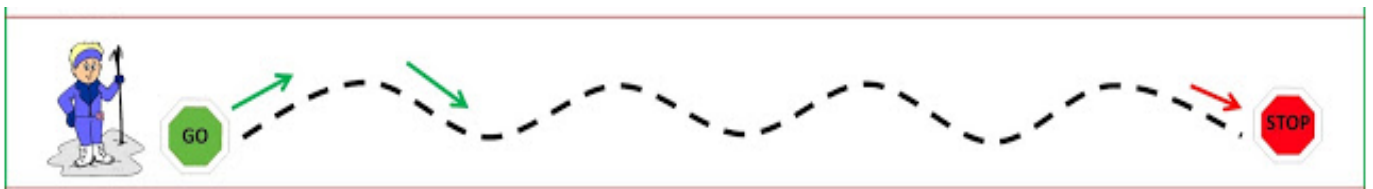
c



d

















Trace:




What do you use?

Put a ✓ on the senses used for each object.


					
					
					
					
					
					
					
					
					

Important symbols of the United Arab Emirates

You can find the following things in the UAE. Find their pictures or stickers and paste them accordingly.



The flag of UAE



Famous landmark - Burj Al Arab

Famous tree - Date Palm Tree

National bird of UAE – Falcon

Famous fruit of UAE – Dates

People of UAE – Emiratis

Summer is here!

Which means a daily number of fresh activities to keep the children entertained. Things they cannot do during their academic sessions. Here is a fun project which will provide you with the opportunity to help your child explore, discover and learn!

1) Take your child to the beach and let him/her collect seashells, small pebbles and sand from the seashore. Bring your collection home. Take a clear plastic bottle of any size and shape and make your own beach scene in the bottle. Use your imagination. You can use any other material along with the shells, sand and pebbles to make your beach look interesting!



Enjoy your Summer Vacations!!